

Ellis Planters



Texture Detail






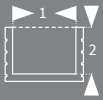



Mocha



Weathered Gray-Stone



Weathered Terracotta


		dimensions				capacity		planter ref.#
								
A	Ellis 10" x 36" Planter	36.42 x 10.04 in 92,5 x 25,5 cm	36.00 x 10.00 in 91,4 x 25,4 cm	32.75 x 6.75 / 9.45 in 83,2 x 17,1 / 24,0 cm	12.00 in 30,5 cm	8.00 gal 30,3 l	N/A lb N/A kg	A0923XX
B	Ellis 16" x 36" Planter	36.22 x 16.14 92,0 x 41,0	36.20 x 16.00 91,9 x 40,6	33.00 x 12.80 / 18.11 83,8 x 32,5 / 46,0	20.00 50,8	29.50 111,7	150 68	A0940XX
C	Ellis 20" x 48" Planter	48.43 x 20.28 123,0 x 51,5	48.25 x 20.00 122,6 x 50,8	44.50 x 17.00 / 24.02 113,0 x 43,2 / 61,0	26.00 66,0	59.25 224,3	300 136	A0950XX

Casters:



Recessed caster available for the two larger sizes. Sold separately. See page 190.

Commercial Grade Dividers - Ellis 48" Planter



In our 48" planter we provide molded dividers to facilitate planting and guarantee no buckling of side walls.



IN-STOCK QUICK SHIP COLORS



Old Bronze Ref: 14



Caviar Black Ref: 94



Weathered Gray-Stone Ref: 80



Slate Ref: 97